




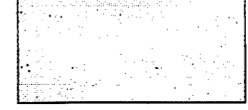

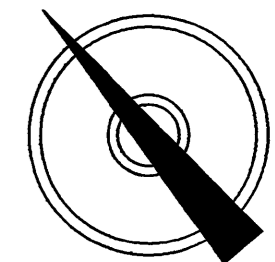


-  Clase 1
-  Clase 2
-  Clase 3
-  Clase 4
-  Clase 5
-  Incluido

P-4

P-3

| | | | | |
|---|-----------------------|--|-----------|---|
|  | | CONSSELLERÍA DE AGRICULTURA, GANADERÍA E Montes Dirección Xeral de Estruturas e Desenvolvemento Rural | |  |
| PARROQUIA: GRES (VILA DE CRUCES) | | | | |
| REALIZADA: | PROVINCIA: PONTEVEDRA | ESCALA: 1 : 1.000 | FOLIOS: 5 | DATA: Marzo 97 |
| DESIGNACION: BASES DEFINITIVAS: PARCELARIO CON CLASES | | | | |